

Thomson Reuters Foundation

Index of Pro Bono 2020



TrustLaw



91

JURISDICTIONS

215

LAW FIRMS

3,957,865

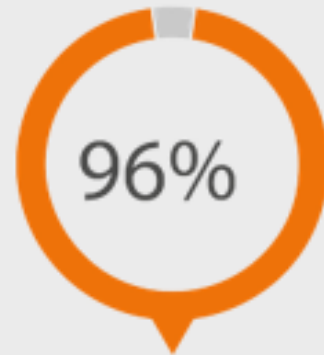
PRO BONO HOURS

150,519

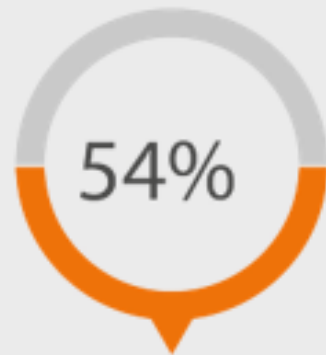
LAWYERS

WHY DO PRO BONO?

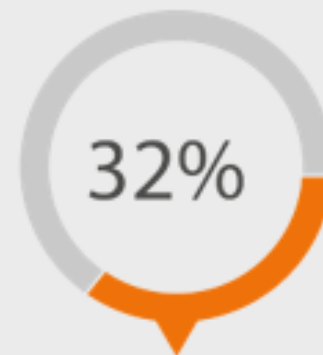
PERCENTAGE OF RESPONDENT FIRMS WHO INDICATED THEY OFFER PRO BONO SERVICES FOR THE FOLLOWING REASONS:



DESIRE TO SUPPORT
THE COMMUNITY



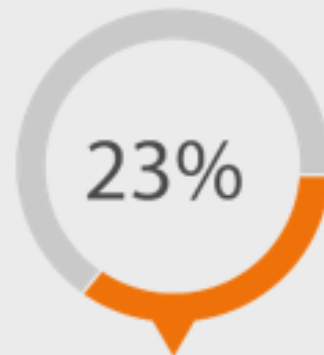
TRAINING AND SKILL
DEVELOPMENT



ALIGNMENT WITH
INTERESTS OF CLIENT



STAFF
RETENTION



MARKETING



EXTERNALLY MANDATED
REQUIREMENT



OTHER

WHAT ISSUES ARE PRO BONO LAWYERS ADDRESSING?



PRO BONO INFRASTRUCTURE

ALL THREE OR ANY ELEMENT OF PRO BONO INFRASTRUCTURE

1. Coordinator
2. Committee
3. Policy



- 87% | Firms with any element of pro bono infrastructure
- 11% | Firms with all elements of pro bono infrastructure

	2014	2016	2020
No. of participating firms	32	50	151
No. of participating countries	15	15	20
No. of pro bono hours/fee earner	12	24.2	20.02
Average of hours by individual partners on pro bono	8.9	13.40	17.42
% of fee earners doing 10+ hours of pro bono	20%	31%	32%

Average hours	2016	2020
Australia	40.8*	25.16
Bangladesh	-	39.4
Hong Kong	8.5	18.4
India	4.5*	12.18
Indonesia	-	12.45
Japan	11.9	29.72
Singapore	14.4*	22.69
South Korea	25.8*	13.95
Thailand	17.2	53.08
Vietnam	8.4*	9.22

*Cannot be directly compared due to the samples in each year being significantly distinct

